

DREDGE YARD

- Compact design
- One truck transportable
- Caterpillar engine
- Replacable cutter teeth



CUTTER ECO 300

SELF-PROPELLED - ONE TRUCK TRANSPORTABLE

DIMENSIONS

Length overall incl. ladder:	16.4 m
Length over pontoons:	11.5 m
Breadth:	4 m
Height of pontoon:	1.25 m
Design draft:	0.78 m

DREDGING EQUIPMENT

Cutter head:	Dredge Yard multi-purpose
Cutter power:	35 kW
Speed:	0-35 rpm
Dredge pump:	Dredge Yard 300
Wear material:	GS32 / high wear resistant

DREDGING PARAMETERS

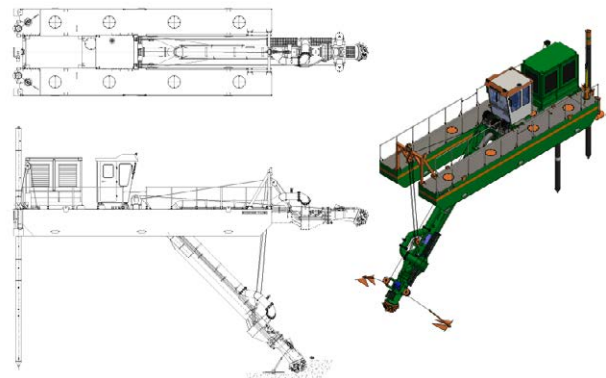
Max. dredging depth (45°):	6-8 m
Suction pipe diameter:	300 mm
Discharge pipe diameter:	300 mm

INSTALLED POWER

Total installed:	Caterpillar C13
Total installed:	310 kW

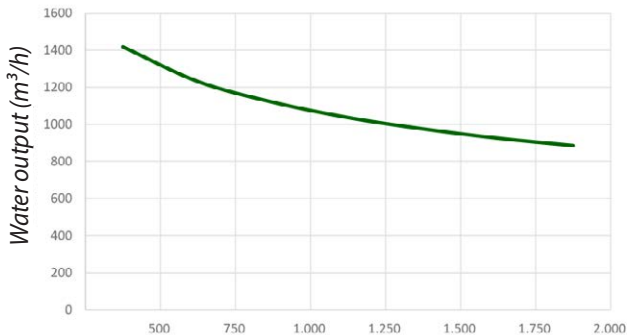
WINCHES

Swing winches:	2
Wire pull:	30 kN
Hauling speed:	0-20 m/min
Ladder winch:	1
Wire pull:	30 kN



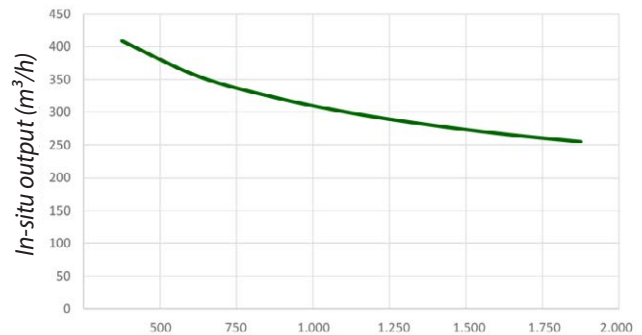
DREDGE YARD

ECO 300 PRODUCTION IN WATER




Discharge distance (m)

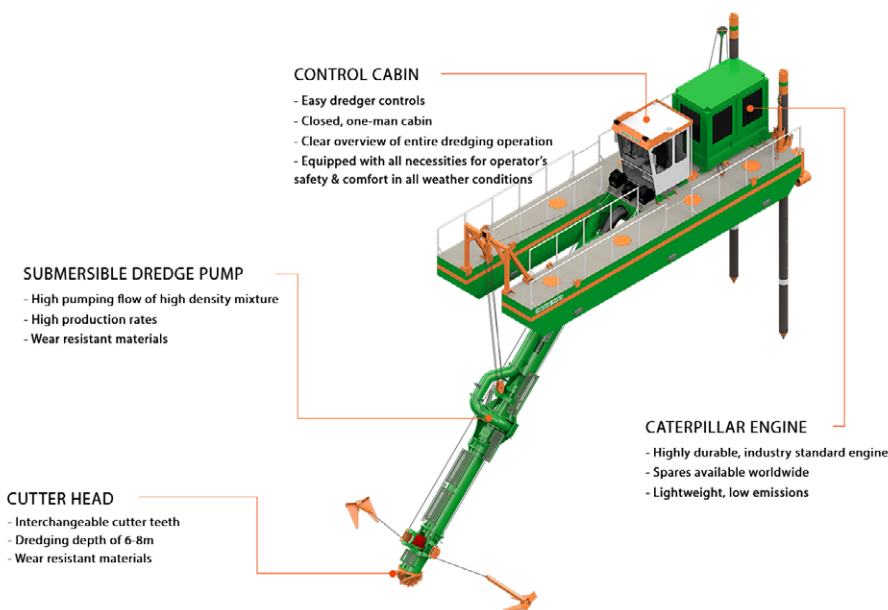
ECO 300 PRODUCTION IN-SITU



Discharge distance (m)



MAIN FEATURES



BENEFITS

- World-renowned Caterpillar engine
- One truck transportable
- Replacable cutter teeth
- Equipped control cabin
- High production rates
- Low-cost operation
- Low Co₂ emissions
- Easy to operate
- Shallow draft